SHAFER ZAHNER ZAHNER
OFFICE OF ARCHITECTURE

Date: November 10, 2025

GS# 104-215 Jones Hall Interior Renovations (RE-BID)
Mississippi University for Women

Addendum No. 3

This addendum forms part of the Contract Documents for the above referenced project. All other requirements of the original Contract Documents shall remain in effect except as specifically modified in this addendum. Bidder is to acknowledge receipt of this addendum with their bid. Failure to do so may subject the Bidder to disqualification.

1. Clarifications:
    a. The project fencing and laydown extents did not print correctly. See attached diagram in color – approximate fencing extents are shown in RED. Laydown for concurrent chiller project are shown in GREEN. Proposed contractor gate locations are shown with ARROWS.

2. Drawings:
    a. A101, New Awning Cover: the new awning cover shall match extents of existing awning. Retain and reuse the existing awning structure. New awning fabric shall be Sunbrella 4646 Navy as provided by Quality Aluminum (662-329-2525) or Equal.
    b. A111, Detail 2 Enlarged Access Ramp Plan, A350, Detail 1 Section at New Ramp: The intent is for the east side of the new ramp and landing to have a new concrete wall. The concrete shown in section in 1/A350 shall be continuous to form the new wall of the ramp and landing at the existing planter. Provide rubbed finish.
    c. A122/A123: Quiet Rooms/Study Rooms 228, 328, 427, 527 – provide ACT-1 lay-in ceiling system in these spaces. Hold ceiling as high as possible. Reference RCP General Note 14 – provide pocket or trim at windows, no exposed ceilings shall be visible through windows.
    d. Sheet E301: Revise Note I for security cameras; Revised card reader location for interior door. Revised reference to Alternate #3 for interior doors. See attached revised E301.
        i. Note: The EC is only responsible for all of the pathways. State ITS will provide voice data cabling and equipment. State ITS will provide data cabling for security cameras. The EC should provide all cabling for card readers.
    e. Sheet E302, E303, E304: Revised reference to Alternate #3 for interior doors. See attached revised E301.
        i. Note: The base bid is rough in for all doors (interior and exterior) as well as complete system with components, devices, cabling, equipment, etc. for exterior doors. Alternate 3 includes the base bid plus complete system with components, devices, cabling, equipment, etc. for both interior and exterior doors.
    f. Sheet MS101:
        i. Refer to sheets P101 and P101A to coordinate scope required for Base Bid and Bid Alternate scopes of work.

510 University Drive | Starkville, Mississippi 39759 | 662.323.1628 T | 662.324.8239 F | info@szzarch.com E | szzarch.com W
A PROFESSIONAL LIMITED LIABILITY CORPORATION

ii. All areas called to be saw cut and removed for site piping (sidewalks, planted areas, paved areas) shall be repaired as required. The contractor is responsible for documenting the existing conditions and shall be responsible for repair of all site materials as a result of the work. For planter bed areas adjacent to the building that need to be repaired, provide prepped landscape beds.

Approval of a Manufacturer or product as an "equal" does not in any way alter the Contract Documents. Any approved manufacturer must accommodate construction details, required finishes, owner's specific requirements, adjacent materials, etc. Any additional materials or components required by the "approved equal" for proper installation for the given conditions are the responsibility of the Contractor. Approval of a Manufacturer also shall not cause an up-charge for the desired finish or limit the choices of finishes, colors, materials, etc. Field measurement of existing conditions for the installation of items is the responsibility of the Contractor.

Contents: This addendum consists of **3** (8 ½" x 11") sheets and **5** (24" x 36") drawings - (including this page).

End of Addendum No. 3 for: Jones Hall Interior Renovations (RE-BID)

REGISTERED ARCHITECT
Sally S. Zahner
4573
11/10/2025
STATE OF MISSISSIPPI

ALFRED MICHAEL MAIOLARI III
LICENSED PROFESSIONAL
ENGINEER
34960
11/10/2025
STATE OF MISSISSIPPI

SHAFER
ZAHNER
ZAHNER
OFFICE OF ARCHITECTURE

SITE PLAN: Fencing extents and contractor access

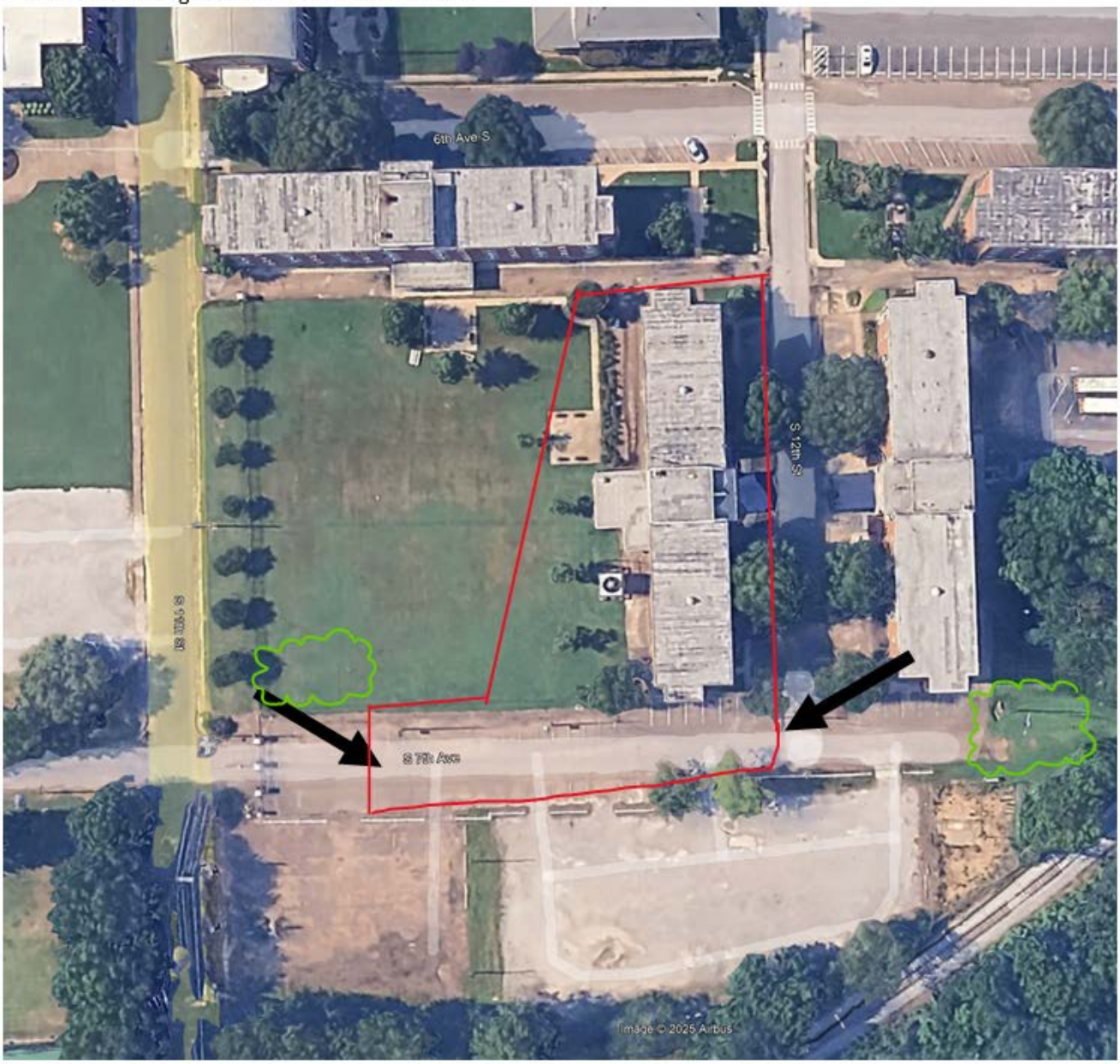

510 University Drive | Starkville, Mississippi 39759 | 662.323.1628 T | 662.324.8239 F | info@szzarch.com E | szzarch.com W
A PROFESSIONAL LIMITED LIABILITY CORPORATION

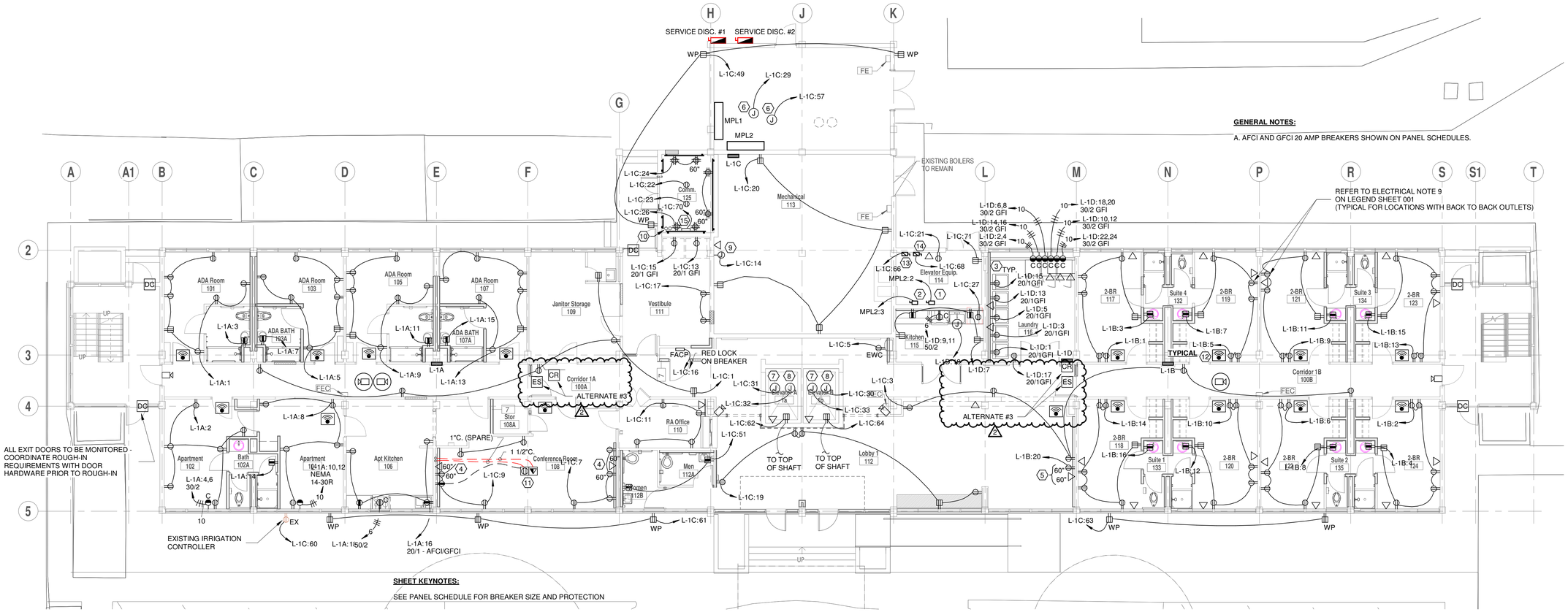

GENERAL NOTES:

A. AFCI AND GFCI 20 AMP BREAKERS SHOWN ON PANEL SCHEDULES.

SHEET KEYNOTES:

SEE PANEL SCHEDULE FOR BREAKER SIZE AND PROTECTION

NEW CONSTRUCTION NOTES:

1. REPLACE AND REFEED DISCONNECT SERVING ELEVATOR A AND PROVIDE NEW AUXILIARY CONTACTS. CIRCUIT AS SHOWN ON THE RISER DIAGRAM.
2. REPLACE AND REFEED DISCONNECT SERVING ELEVATOR B AND PROVIDE NEW AUXILIARY CONTACTS. CIRCUIT AS SHOWN ON THE RISER DIAGRAM.
3. CONFIRM NEMA CONFIGURATION AND MOUNTING HEIGHT OF RECEPTACLE WITH DRYER EQUIPMENT PRIOR TO ROUGH-IN.
4. FOR TV - VERIFY HEIGHT AND EXACT LOCATION WITH OWNER FOR TV DIMENSIONS PRIOR TO ROUGH-IN.
5. FOR DIGITAL SIGNAGE - VERIFY HEIGHT AND EXACT LOCATION WITH OWNER FOR TV DIMENSIONS PRIOR TO ROUGH-IN.
6. SHUNT TRIP AT ELEVATOR BREAKER
7. RECONNECT ELEVATOR CAR ALARM CIRCUIT
8. RECONNECT ELEVATOR CONTROLS PROVISION
9. FOR HVAC CONTROL PANEL - COORDINATE LOCATION PRIOR TO ROUGH-IN.
10. PROVIDE (2) 4" CONDUITS TO 2ND FLOOR IDF ROOM FROM 1ST FLOOR MDF
11. COORDINATE ROUTING WITH GC AND WHERE PLANNED SLAB CUT IS BEING MADE.
12. MOUNT WIFI AS HIGH AS POSSIBLE ON WALL WHERE ACCESS POINT CAN STILL FIT. TYPICAL FOR ALL WIFI DEVICES LOCATED IN DORMS
13. RECONNECT ELEVATOR CAB LIGHTS
14. FOR ELEVATOR EXHAUST FAN. COORDINATE LOCATION WITH ELEVATOR PRIOR TO ROUGH-IN.
15. SECURITY ACCESS CONTROL PANEL. COORDINATE EXACT LOCATION WTIH OWNER PRIOR TO ROUGH-IN. PROVIDE 2" CONDUIT TO FLOORS ABOVE FOR CONNECTION TO 2ND, 3RD, 4TH, AND 5TH FLOOR READERS.

GENERAL VOICE/DATA/AXUILIARY NOTES (TYPICAL FOR ALL POWER AND VOICE/DATA SHEETS):

A. EC SHALL PROVIDE ALL PATHWAYS, BOXES, AND CONDUITS FOR VOICE DATA AND AUXILIARY OUTLETS/CABLES/EQUIPMENT. PROVIDE BUSHINGS ON ALL CONDUIT STUB OUTS. PROVIDE PULLSTRINGS IN ALL EMPTY CONDUITS. FOR THE PRUPOSE OF THIS NOTE, FIRE ALARM IS NOT AUXILIARY AND SHALL BE WITHIN CONDUIT. SEE FIRE ALARM DRAWINGS AND SPECIFICATIONS.

B. ALL VOICE DATA AND AUXILIARY CABLES SHALL BE SUPPORTED BY J-HOOKS THROUGHOUT WHERE RUN ABOVE ACCESSIBLE CEILING. PROVIDE J-HOOKS SO THAT NO CABLE IS UNSUPPORTED MORE THAN 5'-0".

C. PROVIDE 12"W 4"D CABLE TREY ON THE WALLS OF ALL MDF AND IDF ROOMS. PROVIDE (3) 4" SLEEVES FOR CABLE ENTRACE ON EACH INTERIOR WALL OF ALL IDF/MDF ROOMS.

D. ALL LOW VOLTAGE CABLES CONCEALED IN WALLS SHALL BE IN CONDUIT. ALL CABLES CONCEALED ABOVE HARD CEILINGS SHALL BE IN CONDUIT. ALL EXPOSED RACEWAY SHALL BE WIREMOLD.

E. ALL CONDUIT SHALL BE CONCEALED AS MUCH AS POSSIBLE. WHERE POSSIBLE, REUSE EXISTING CONDUIT WHERE OUTLETS/DEVICES/EQUIPMENT IS REPLACED IN THE SAME LOCATION WHERE CONDUIT IS FREE FROM DAMAGE. WHERE CONDUIT MUST BE EXPOSED, PROVIDE WIREMOLD SURFACE MOUNTED RACEWAY. CONFIRM COLOR FINISH WITH ARCHITECT. MINIMIZE EXPOSED RACEWAY BY RUNNING THROUGH CONCEALED AREAS AS MUCH AS POSSIBLE.

F. 15 AND 20 AMP AFCI PROTECTED BREAKERS NOT SHOWN ON POWER SHEETS FOR DRAWING CLARITY. SEE PANEL SCHEDULE FOR BREAKER SIZE AND PROTECTION. ALL 120-VOLT, SINGLE-PHASE, 10-, 15-, AND 20-AMPERE BRANCH CIRCUITS SUPPLYING OUTLETS OR DEVICES INSTALLED IN BEDROOMS, LIVING ROOMS, HALLWAYS, CLOSETS, BATHROOMS, AND SIMILAR ROOMS SHALL BE PROTECTED BY AN AFCI BREAKER.

G. EC SHALL COORDINATE WITH OWNER PRIOR TO AUXILIARY PATHWAY AND BOXES INSTALLATION AND VERIFY ALL LOCATIONS, BOX SIZES, ETC.

H. BID ALTERNATE #3 (2)
PROVIDE AND INSTALL ADDITIONAL ACCESS CONTROL SYSTEM COMPONENTS FOR INTERIOR DOORS, AND ALL ASSOCIATED WORK AS INDICATED IN THE DOCUMENTS. **THE ROUGH IN SHALL BE A BASE BID ITEM.**

I. THE FOLLOWING ARE THE RESPONSIBILITIES FOR THE AUXILIARY SYSTEMS SCOPE:

- VOICE DATA - EC PROVIDES RACEWAYS AND BOXES. STATE ITS PROVIDES EQUIPMENT, CABLING, AND DEVICES.
- (2) SECURITY CAMERAS - EC PROVIDES RACEWAYS, AND BOXES. STATE ITS WILL PROVIDE CABLING. OWNER IS PROVIDING DEVICES AND EQUIPMENT.
- ACCESS CONTROL - EC SHALL PROVIDE A COMPLETE SYSTEM INCLUDING RACEWAYS, DEVICES, CABLING, EQUIPMENT, ETC. SYSTEM SHALL BE BY GALAXY ACCESS CONTROL. SYSTEM SHALL INTERFACE WITH EXISTING CAMPUS ACCESS CONTROL SYSTEMS.

1 / E301 POWER AND VOICE/DATA - 1ST FLOOR PLAN
1/8" = 1'-0"

NORTH

GS# 104-215 JONES HALL RENOVATIONS (RE-BID)

Mississippi University for Women

ALFRED MICHAEL MADDOX
LICENSED PROFESSIONAL ENGINEER
ENGINEER
34960
11/10/2025
STATE OF MISSISSIPPI

SHAFER ZAHNER ZAHNER
OFFICE OF ARCHITECTURE
510 UNIVERSITY DRIVE
STARKVILLE, MISSISSIPPI 39759
szzarch.com T(662) 323-1628

SHEET E301

POWER AND VOICE/DATA - 1ST FLOOR PLAN

DATE: 10.03.2025
SZZARCH# 2414
DRAWN BY: GJC
CHECKED BY: AMM

REVISIONS:
2 11/10/202 Addendum #3
5

Dewberry
1900 Lakeland Drive
Jackson, MS 39216
(601) 362-6478
www.dewberry.com
Project Number :
50171832

C:\Users\amaiola\Documents\50171832-E-R24_amaiola.rvt

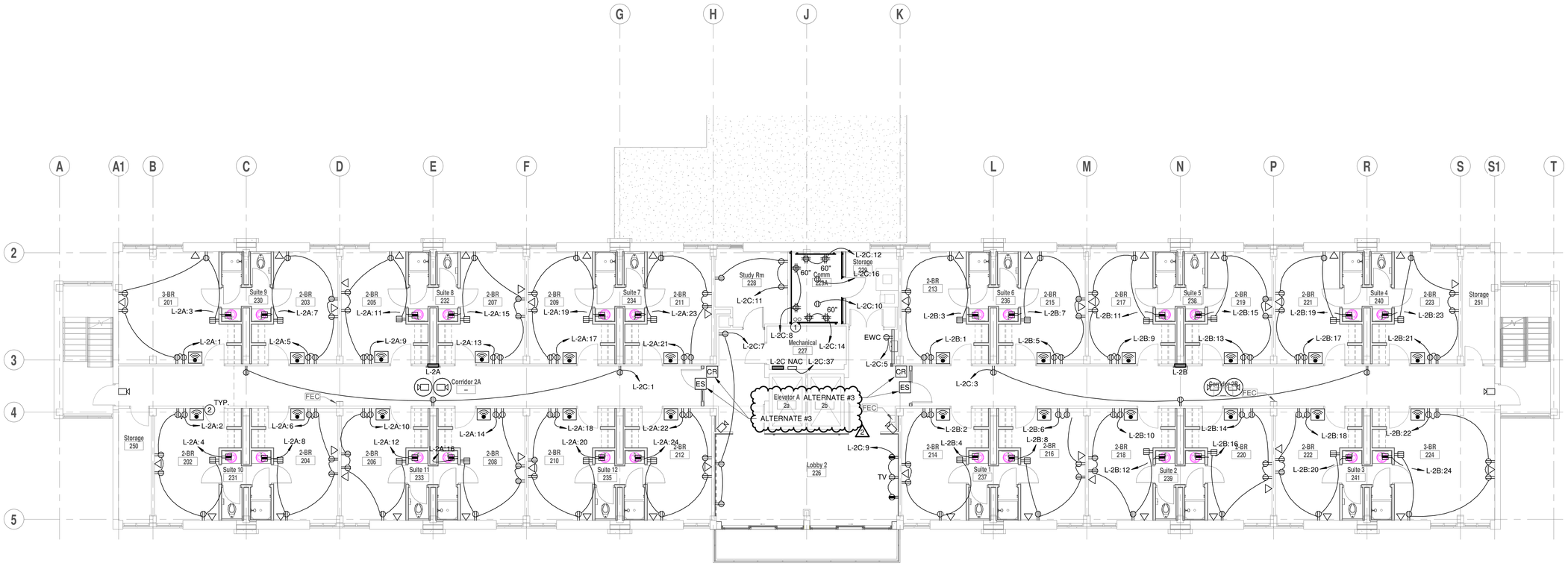

1 E302 POWER AND VOICE/DATA - 2ND FLOOR PLAN
1/8" = 1'-0"

NORTH

SHEET KEYNOTES

1. PROVIDE (2) 4" CONDUITS TO 3RD FLOOR IDF ROOM FROM 2ND FLOOR IDF
2. MOUNT WIFI AS HIGH AS POSSIBLE ON WALL WHERE ACCESS POINT CAN STILL FIT. TYPICAL FOR ALL WIFI DEVICES LOCATED IN DORMS

GS# 104-215 JONES HALL RENOVATIONS (RE-BID)

Mississippi University for Women

ALFRED MICHAEL MAIOLA
REGISTERED PROFESSIONAL ENGINEER
34960
11/10/2025
STATE OF MISSISSIPPI

SHAFER ZAHNER ZAHNER
OFFICE OF ARCHITECTURE
510 UNIVERSITY DRIVE
STARKVILLE, MISSISSIPPI 39759
szzarch.com T(662) 323-1628

SHEET E302

POWER AND VOICE/DATA - 2ND FLOOR PLAN

DATE:	10.03.2025
SZZARCH#	2414
DRAWN BY:	GJC
CHECKED BY:	AMM

REVISIONS:

2 11/10/202 Addendum #3
5

Dewberry
1900 Lakeland Drive
Jackson, MS 39216
(601) 362-6478
www.dewberry.com

Project Number :
50171832

C:\Users\amaiola\Documents\50171832-E-R24_amaiola.rvt

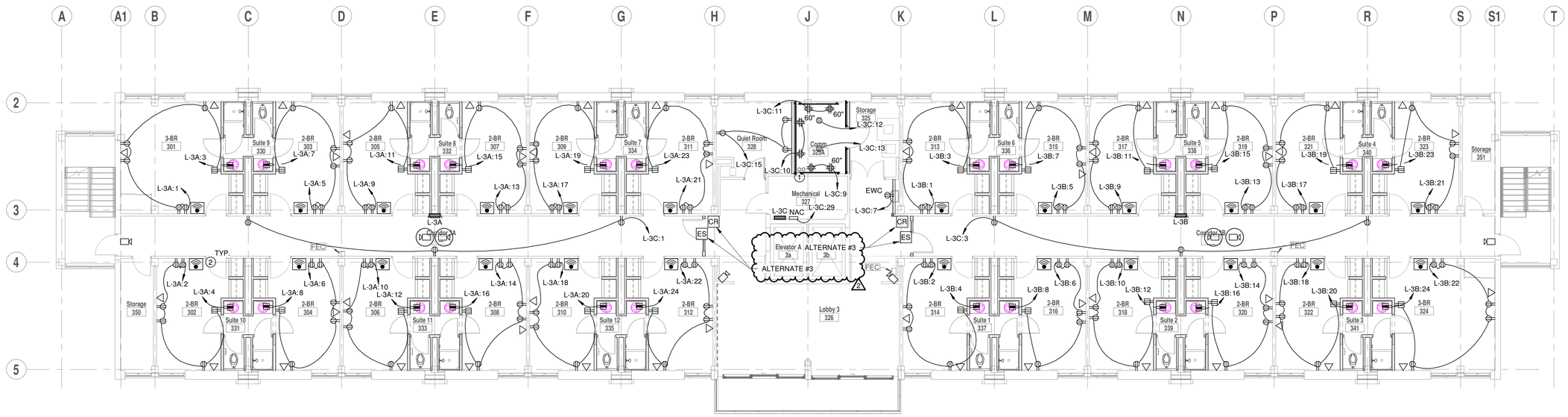

1 E303 POWER AND VOICE/DATA - 3RD FLOOR PLAN
1/8" = 1'-0"

NORTH

SHEET KEYNOTES

1. PROVIDE (2) 4" CONDUITS TO 3RD FLOOR IDF ROOM FROM 2ND FLOOR IDF
2. MOUNT WIFI AS HIGH AS POSSIBLE ON WALL WHERE ACCESS POINT CAN STILL FIT. TYPICAL FOR ALL WIFI DEVICES LOCATED IN DORMS

GS# 104-215 JONES HALL RENOVATIONS (RE-BID)

Mississippi University for Women

ALFRED MICHAEL MIGLIANO
LICENSED PROFESSIONAL ENGINEER
34960
11/10/2025
STATE OF MISSISSIPPI

SHAFER ZAHNER ZAHNER
OFFICE OF ARCHITECTURE
510 UNIVERSITY DRIVE
STARKVILLE, MISSISSIPPI 39759
szzarch.com T(662) 323-1628

SHEET E303

POWER AND VOICE/DATA - 3RD FLOOR PLAN

DATE:	10.03.2025
SZZARCH#	2414
DRAWN BY:	GJC
CHECKED BY:	AMM

REVISIONS:

2 11/10/202 Addendum #3
5

Dewberry
1900 Lakeland Drive
Jackson, MS 39216
(601) 362-6478
www.dewberry.com

Project Number :
50171832

C:\Users\amaiola\Documents\50171832-E-R24_amaiola.rvt

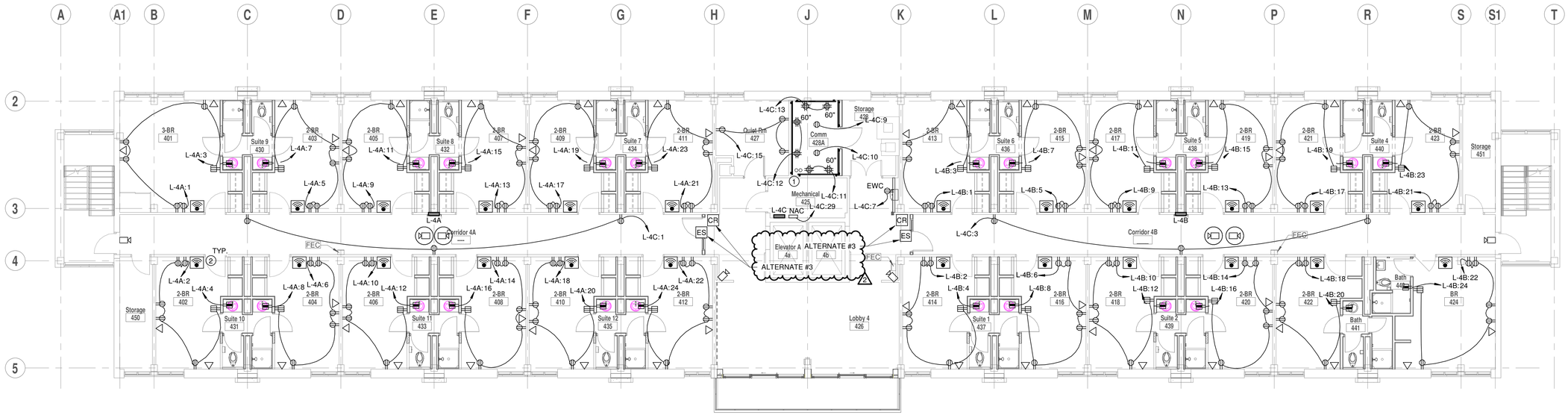

SHEET KEYNOTES

1. PROVIDE (2) 4" CONDUITS TO 3RD FLOOR IDF ROOM FROM 2ND FLOOR IDF
2. MOUNT WIFI AS HIGH AS POSSIBLE ON WALL WHERE ACCESS POINT CAN STILL FIT. TYPICAL FOR ALL WIFI DEVICES LOCATED IN DORMS

1 / E304 POWER AND VOICE/DATA - 4TH FLOOR PLAN
1/8" = 1'-0"

NORTH

GS# 104-215 JONES HALL RENOVATIONS (RE-BID)

Mississippi University for Women

ALFRED MICHAEL MAIOLA III
REGISTERED PROFESSIONAL ENGINEER
34960
11/10/2025
STATE OF MISSISSIPPI

SHAFER ZAHNER ZAHNER
OFFICE OF ARCHITECTURE
510 UNIVERSITY DRIVE
STARKVILLE, MISSISSIPPI 39759
szzarch.com T(662) 323-1628

SHEET E304

POWER AND VOICE/DATA - 4TH FLOOR PLAN

DATE:	10.03.2025
SZZARCH#	2414
DRAWN BY:	GJC
CHECKED BY:	AMM

Dewberry
1900 Lakeland Drive
Jackson, MS 39216
(601) 362-6478
www.dewberry.com

Project Number : 50171832

REVISIONS:

2	11/10/202 5	Addendum #3

C:\Users\amaiola\Documents\50171832-E-R24_amaiola.rvt

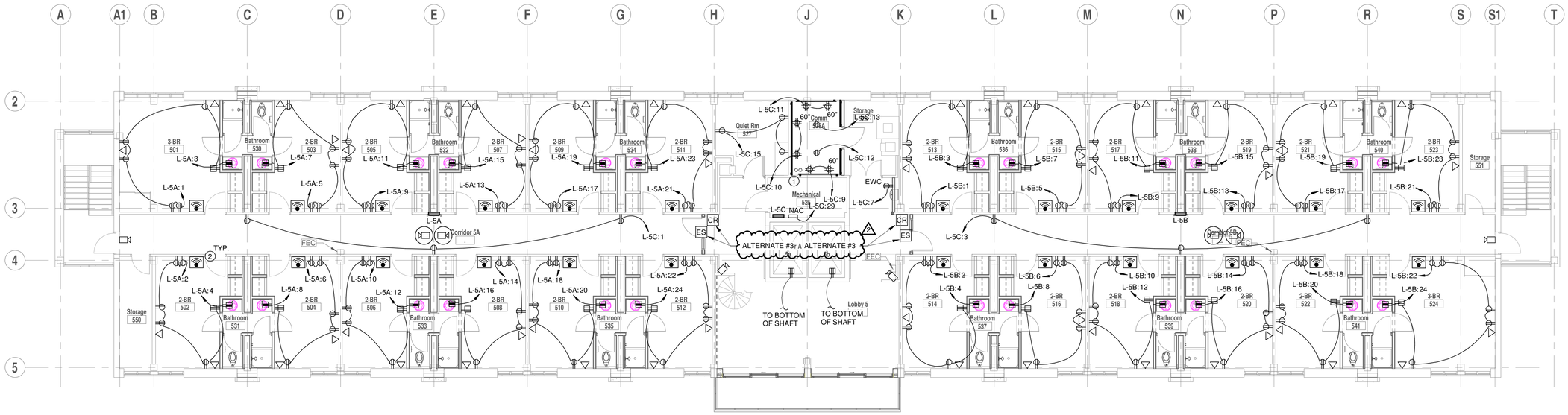

1 E305 POWER AND VOICE/DATA - 5TH FLOOR PLAN
1/8" = 1'-0"

NORTH

SHEET KEYNOTES

1. PROVIDE (2) 4" CONDUITS TO 3RD FLOOR IDF ROOM FROM 2ND FLOOR IDF
2. MOUNT WIFI AS HIGH AS POSSIBLE ON WALL WHERE ACCESS POINT CAN STILL FIT. TYPICAL FOR ALL WIFI DEVICES LOCATED IN DORMS

GS# 104-215 JONES HALL RENOVATIONS (RE-BID)

Mississippi University for Women

ALFRED MICHAEL MAIOLA III
REGISTERED PROFESSIONAL ENGINEER
34960
11/10/2025
STATE OF MISSISSIPPI

SHAFER ZAHNER ZAHNER
OFFICE OF ARCHITECTURE
510 UNIVERSITY DRIVE
STARKVILLE, MISSISSIPPI 39759
szzarch.com T(662) 323-1628

SHEET E305

POWER AND VOICE/DATA - 5TH FLOOR PLAN

DATE:	10.03.2025
SZZARCH#	2414
DRAWN BY:	GJC
CHECKED BY:	AMM

REVISIONS:

2 11/10/202 Addendum #3
5

Dewberry
1900 Lakeland Drive
Jackson, MS 39216
(601) 362-6478
www.dewberry.com

Project Number :
50171832

C:\Users\amaiola\Documents\50171832-E-R24_amaiola.rvt