

# BURRIS/WAGNON ARCHITECTS, P.A.

500L EAST WOODROW WILSON AVENUE JACKSON MS 39216 PH 6019697543 FAX 6019699374

31 January 2022

## ADDENDUM NO. 5

Re: **GS# 354-050**  
**Tenant Improvement - DMH (1<sup>st</sup>, 2<sup>nd</sup>, 10<sup>th</sup>, 11<sup>th</sup>, 12<sup>th</sup>)**  
**Robert E. Lee Building**  
**(Office of Capitol Facilities)**  
**(Department of Finance and Administration)**  
**Jackson, Mississippi**



**Bid Date: Thursday, February 3, 2022 (2:00 p.m.)**

### NOTICE TO ALL DOCUMENT HOLDERS:

The following additions, changes, and clarifications to the Specifications for the subject project are to be included as part of the Contract Documents, and thus amend the Scope of Work:

#### GENERAL

**Item No. 1:** All plaster repair work shown on Drawings on second and twelfth floors shall be included in **Alternate 1**. All other plaster repair work shown on Drawings shall be included in the **Base Bid**.

#### SPECIFICATIONS

**Item No. 1:** Refer to **Specifications, Section 101400, Sign Schedule** and modify based on the attached Exhibit "A".

#### DRAWINGS

**Item No. 1:** Refer to **Sheet 3.0, Door Schedule(Tenth Floor) and Door Schedule(Eleventh Floor)**, and modify based on the attached Exhibit "B".

**Item No. 2:** Refer to **Sheet 7.0, Drawing 4, West Side Interior Elev. Front View of Dais Facade**, and modify based on the attached Exhibit "C".

**Item No. 3:** Refer to **Sheet 2.1, Drawing 1, Overall 10<sup>th</sup> Floor Plan, and Sheet 2.2, Drawing 1, Overall 11<sup>th</sup> Floor Plan**, and utilize Exhibit "D" for clarification on angle bracket locations.

#### ELECTRICAL

**Item No. 1:** Refer to **Sheet E100, Lighting Fixture Schedule**, and modify based on the attached sheet AE100.

No other items in this addendum.

Sincerely,  
Bill Burris, AIA

*BURRIS/WAGNON ARCHITECTS, P.A.*

End of Addendum No. 5


Sign Schedule  
 10th and 11th Floors DMH Tenant Improvements

Room No. Plan Reference	Room No. As It Appears On Sign	Room Description As It Appears On Sign	Door Location	Sign Type	Comments
TENTH	FLOOR				
1000	1000		01	2	EDITABLE TEXT WINDOW
1001	1001		02	2	EDITABLE TEXT WINDOW
1004	1002			2	EDITABLE TEXT WINDOW - (CUBICLE)
	1003			2	EDITABLE TEXT WINDOW - (CUBICLE)
1005	1004			2	EDITABLE TEXT WINDOW - (CUBICLE)
1006	1006		04	2	EDITABLE TEXT WINDOW
1007	1007		05	2	EDITABLE TEXT WINDOW
1008	1008		06	2	EDITABLE TEXT WINDOW
1009	1009		07	2	EDITABLE TEXT WINDOW
1010	1010		08	2	EDITABLE TEXT WINDOW
1012	1012	STORAGE	09	1	
				2	EDITABLE TEXT WINDOW - (CUBICLE)
1013	1011	PRIVATE	10	3	
1014	1005	PRIVATE	11	3	
1003		ELECTRICAL		3	
1015		JANITOR	12	3	
1017		MEN	13	5	
1018		WOMEN	14	4	
1019		MECHANICAL	15	3	
1020	1013		16		GLASS FILM PATTERN TO MATCH 9TH FLOOR
1021	1014	BREAK ROOM	18	1	
1023	1015	STORAGE	17	1	
1024	1016	PRIVATE	20	3	
	1017			2	EDITABLE TEXT WINDOW - (CUBICLE)
1025	1018	STORAGE	21	1	
1026	1019			2	EDITABLE TEXT WINDOW - (CUBICLE)
	1020			2	EDITABLE TEXT WINDOW - (CUBICLE)
	1021			2	EDITABLE TEXT WINDOW - (CUBICLE)
	1022			2	EDITABLE TEXT WINDOW - (CUBICLE)
	1023			2	EDITABLE TEXT WINDOW - (CUBICLE)
1027	1024		22	2	EDITABLE TEXT WINDOW
	1025			2	EDITABLE TEXT WINDOW - (CUBICLE)
	1026			2	EDITABLE TEXT WINDOW - (CUBICLE)
	1027			2	EDITABLE TEXT WINDOW - (CUBICLE)
	1028			2	EDITABLE TEXT WINDOW - (CUBICLE)



Sign Schedule  
10th and 11th Floors DMH Tenant Improvements

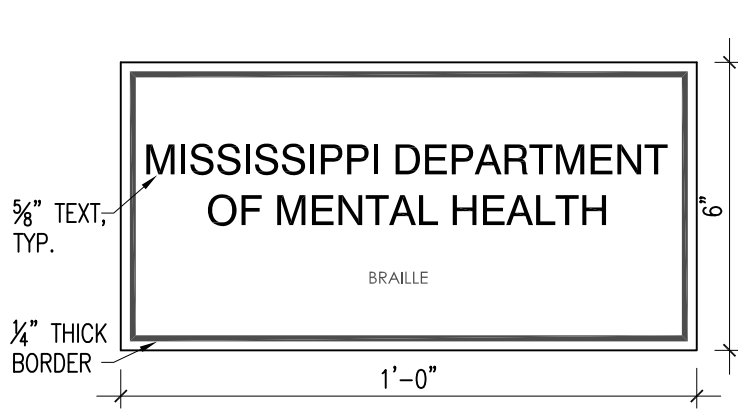
Room No. Plan Reference	Room No. As It Appears On Sign	Room Description As It Appears On Sign	Door Location	Sign Type	Comments
1030	1029	STORAGE	23	1	
1031	1030		24	2	EDITABLE TEXT WINDOW
1032	1031		25	2	EDITABLE TEXT WINDOW
1033	1032		26	2	EDITABLE TEXT WINDOW
1034	1033		27	2	EDITABLE TEXT WINDOW
1035	1034		28	2	EDITABLE TEXT WINDOW
<b>ELEVENTH</b>	<b>FLOOR</b>				
1100	1100		29	2	EDITABLE TEXT WINDOW
1101	1101		32	2	EDITABLE TEXT WINDOW
1103	1102			2	EDITABLE TEXT WINDOW - (CUBICLE)
1104	1103			2	EDITABLE TEXT WINDOW - (CUBICLE)
1110	1104			2	EDITABLE TEXT WINDOW - (CUBICLE)
1105	1105		34	2	EDITABLE TEXT WINDOW
1106	1106		35	2	EDITABLE TEXT WINDOW
1107	1107		36	2	EDITABLE TEXT WINDOW
1108	1108		37	2	EDITABLE TEXT WINDOW
1109	1109		38	2	EDITABLE TEXT WINDOW
1111	1110	STORAGE	33	1	
	1111			2	EDITABLE TEXT WINDOW - (CUBICLE)
1112	1112	PRIVATE	39	3	
1135	1116		30		EDITABLE TEXT WINDOW
	1115			2	EDITABLE TEXT WINDOW - (CUBICLE)
	1114			2	EDITABLE TEXT WINDOW - (CUBICLE)
1102	1113	PRIVATE	40	3	
1134		ELECTRICAL		3	
1113		JANITOR	41	3	
1114		MEN	42	5	
1115		WOMEN	43	4	
1117		MECHANICAL	44	3	
1118	1117		45		GLASS FILM PATTERN TO MATCH 9TH FLOOR
1119	1120	BREAK ROOM	46	1	
1121	1119	STORAGE	47	1	
1122	1118			2	EDITABLE TEXT WINDOW - (CUBICLE)
1124	1121	PRIVATE	49	3	
1123	1122	STORAGE	50	1	



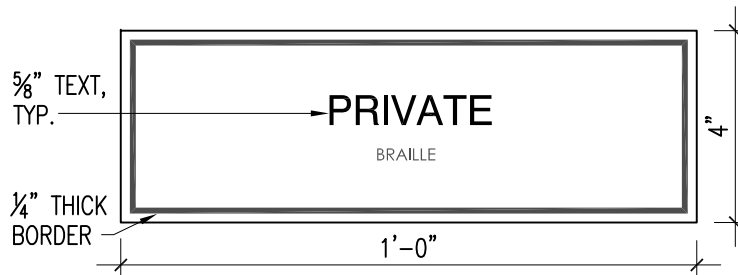
Sign Schedule  
10th and 11th Floors DMH Tenant Improvements

Room No. Plan Reference	Room No. As It Appears On Sign	Room Description As It Appears On Sign	Door Location	Sign Type	Comments
	1123			2	EDITABLE TEXT WINDOW - (CUBICLE)
	1124			2	EDITABLE TEXT WINDOW - (CUBICLE)
	1125			2	EDITABLE TEXT WINDOW - (CUBICLE)
	1126			2	EDITABLE TEXT WINDOW - (CUBICLE)
	1127			2	EDITABLE TEXT WINDOW - (CUBICLE)
1125	1128		51	2	EDITABLE TEXT WINDOW
	1129			2	EDITABLE TEXT WINDOW - (CUBICLE)
	1130			2	EDITABLE TEXT WINDOW - (CUBICLE)
	1131			2	EDITABLE TEXT WINDOW - (CUBICLE)
	1132			2	EDITABLE TEXT WINDOW - (CUBICLE)
1128	1133	STORAGE	52	1	
1129	1134		53	2	EDITABLE TEXT WINDOW
1130	1135		54	2	EDITABLE TEXT WINDOW
1131	1136		55	2	EDITABLE TEXT WINDOW
1132	1137		56	2	EDITABLE TEXT WINDOW
1133	1138		57	2	EDITABLE TEXT WINDOW

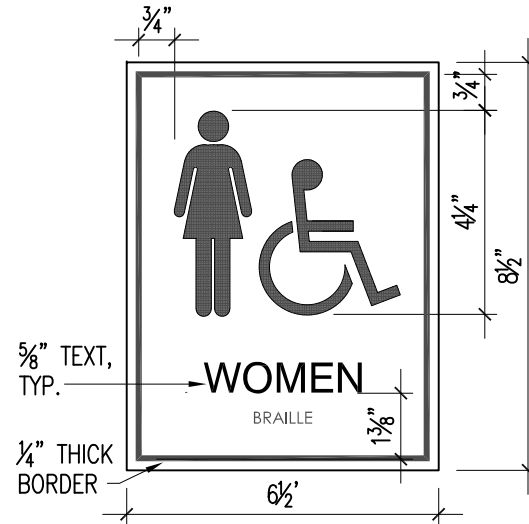




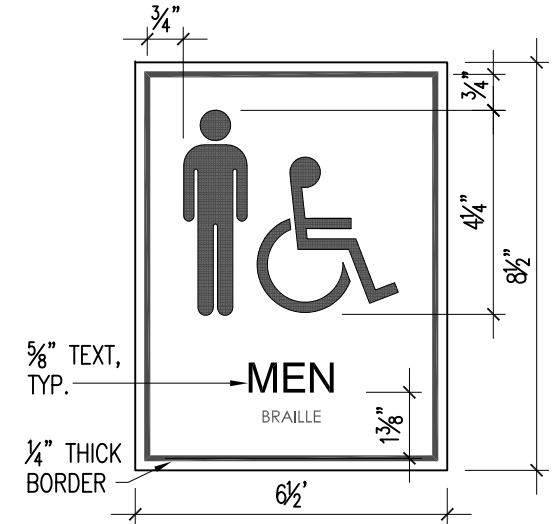
TYPE 1  
 QUANTITY: 2  
 (LOCATION BY ARCHITECT)



TYPE 4



TYPE 2




TYPE 3

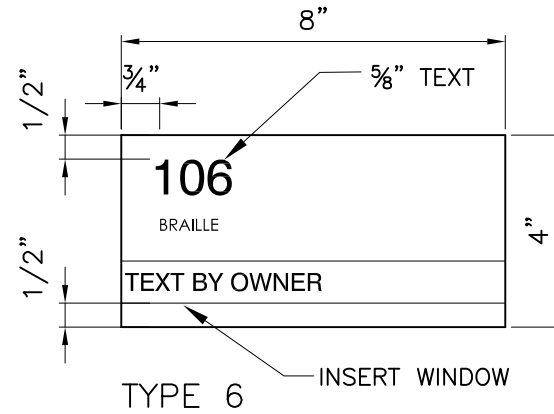
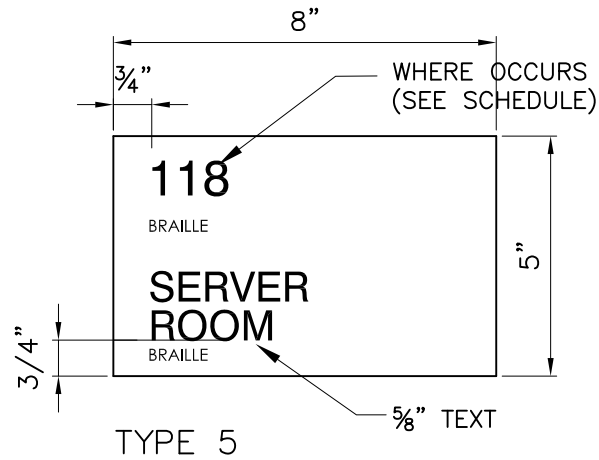
Signage Notes

1. All door signs shall be located 2" horizontally from the outside edge of the door frame, or glass stop (where occurs), always on the latch side of single doors, and on the right side of pairs of doors. Mounting height should be 60" to the centerline of the sign above the finish floor. Backer plates shall be used where signs are mounted to glass.
2. All lettering to be "Helvetica Medium" font.

CAST BRONZE SIGNS

SCALE: 3"=1'-0"






Notes:


1. All lettering this sheet shall be 5/8" tall
2. All interior signs shall be located 2" horizontally from the outside edge of the door frame, on the latch side, Unless note otherwise on signage schedule. Mounting height should be 60" to the centerline of the sign above the finish floor. Provide backer plate where occurs at glass.

A.D.A. SIGNS


SCALE: 3"=1'-0"



Door Schedule (Tenth Floor)

Mark	Size	Door Type	Material	Head	Jamb	Threshold	Frame Type	Remarks
01	3 <sup>0</sup> x 7 <sup>0</sup> x 1 <sup>3</sup> / <sub>4</sub> "	B	WOOD	10/3.0	11/3.0	-	1	
02	3 <sup>0</sup> x 7 <sup>0</sup> x 1 <sup>3</sup> / <sub>4</sub> "	B	WOOD	10/3.0	11/3.0	-	1	
03	3 <sup>0</sup> x 7 <sup>0</sup> x 1 <sup>3</sup> / <sub>4</sub> "	B	WOOD	10/3.0	11/3.0	-	1	
04	3 <sup>0</sup> x 7 <sup>0</sup> x 1 <sup>3</sup> / <sub>4</sub> "	B	WOOD	10/3.0	11/3.0	-	1	
05	3 <sup>0</sup> x 7 <sup>0</sup> x 1 <sup>3</sup> / <sub>4</sub> "	B	WOOD	10/3.0	11/3.0	-	1	
06	3 <sup>0</sup> x 7 <sup>0</sup> x 1 <sup>3</sup> / <sub>4</sub> "	B	WOOD	10/3.0	11/3.0	-	1	
07	3 <sup>0</sup> x 7 <sup>0</sup> x 1 <sup>3</sup> / <sub>4</sub> "	B	WOOD	10/3.0	11/3.0	-	1	
08	3 <sup>0</sup> x 7 <sup>0</sup> x 1 <sup>3</sup> / <sub>4</sub> "	B	WOOD	10/3.0	11/3.0	-	1	
09	3 <sup>0</sup> x 7 <sup>0</sup> x 1 <sup>3</sup> / <sub>4</sub> "	B	WOOD	10/3.0	11/3.0	-	1	
10	3 <sup>0</sup> x 6 <sup>8</sup> x 1 <sup>3</sup> / <sub>4</sub> "	D	WOOD	10/3.0	11/3.0	5/3.0	-	20 MINUTE FIRE RATED DOOR & EXISTING FRAME ACCESS CONTROLLED HARDWARE
11	3 <sup>0</sup> x 6 <sup>8</sup> x 1 <sup>3</sup> / <sub>4</sub> "	A	WOOD	10/3.0	11/3.0	5/3.0	-	20 MINUTE FIRE RATED DOOR & EXISTING FRAME ACCESS CONTROLLED HARDWARE
12	3 <sup>0</sup> x 7 <sup>0</sup> x 1 <sup>3</sup> / <sub>4</sub> "	B	WOOD	12/3.0	13/3.0	-	1	20 MINUTE FIRE RATED DOOR & FRAME
13	3 <sup>0</sup> x 6 <sup>8</sup> x 1 <sup>3</sup> / <sub>4</sub> "	A	WOOD	12/3.0	13/3.0	6/3.0	1	20 MINUTE FIRE RATED DOOR & FRAME
14	3 <sup>0</sup> x 6 <sup>8</sup> x 1 <sup>3</sup> / <sub>4</sub> "	A	WOOD	12/3.0	13/3.0	6/3.0	1	20 MINUTE FIRE RATED DOOR & FRAME
15	3 <sup>0</sup> x 7 <sup>0</sup> x 1 <sup>3</sup> / <sub>4</sub> "	B	WOOD	12/3.0	13/3.0	6.5/3.0	1	20 MINUTE FIRE RATED DOOR & FRAME
16	3 <sup>0</sup> x 6 <sup>9</sup>	C	GLASS	-	-	8/3.0	-	*SEE WINDOW TYPE  **SEE SPECS.
17	3 <sup>0</sup> x 7 <sup>0</sup> x 1 <sup>3</sup> / <sub>4</sub> "	B	WOOD	10/3.0	11/3.0	-	1	20 MINUTE FIRE RATED DOOR & FRAME
18	3 <sup>0</sup> x 7 <sup>0</sup> x 1 <sup>3</sup> / <sub>4</sub> "	B	WOOD	10/3.0	11/3.0	-	1	20 MINUTE FIRE RATED DOOR & FRAME
19	NOT USED	-	-	-	-	-	-	
20	3 <sup>0</sup> x 6 <sup>8</sup> x 1 <sup>3</sup> / <sub>4</sub> "	D	WOOD	10/3.0	11/3.0	-	1	45 MINUTE FIRE RATED DOOR & FRAME ACCESS CONTROLLED HARDWARE
21	3 <sup>0</sup> x 7 <sup>0</sup> x 1 <sup>3</sup> / <sub>4</sub> "	B	WOOD	10/3.0	11/3.0	5/3.0	1	
22	3 <sup>0</sup> x 7 <sup>0</sup> x 1 <sup>3</sup> / <sub>4</sub> "	B	WOOD	10/3.0	11/3.0	-	1	
23	3 <sup>0</sup> x 7 <sup>0</sup> x 1 <sup>3</sup> / <sub>4</sub> "	B	WOOD	10/3.0	11/3.0	-	1	
24	3 <sup>0</sup> x 7 <sup>0</sup> x 1 <sup>3</sup> / <sub>4</sub> "	B	WOOD	10/3.0	11/3.0	-	1	
25	3 <sup>0</sup> x 7 <sup>0</sup> x 1 <sup>3</sup> / <sub>4</sub> "	B	WOOD	10/3.0	11/3.0	-	1	
26	3 <sup>0</sup> x 7 <sup>0</sup> x 1 <sup>3</sup> / <sub>4</sub> "	B	WOOD	10/3.0	11/3.0	-	1	
27	3 <sup>0</sup> x 7 <sup>0</sup> x 1 <sup>3</sup> / <sub>4</sub> "	B	WOOD	10/3.0	11/3.0	-	1	
28	3 <sup>0</sup> x 7 <sup>0</sup> x 1 <sup>3</sup> / <sub>4</sub> "	B	WOOD	10/3.0	11/3.0	-	1	
28A	EXIST. DOOR TO REMAIN*	-	-	-	-	-	-	*NEW ACCESS CONTROL HARDWARE AT EXISTING DOOR AND FRAMES --- SEE SPECS.
28B	EXIST. DOOR TO REMAIN*	-	-	-	-	-	-	*NEW ACCESS CONTROL HARDWARE AT EXISTING DOOR AND FRAMES --- SEE SPECS.
28C	EXIST. DOOR TO REMAIN*	-	-	-	-	-	-	*NEW ACCESS CONTROL HARDWARE AT EXISTING DOOR AND FRAMES --- SEE SPECS.

Door Schedule (Eleventh Floor)

Mark	Size	Door Type	Material	Head	Jamb	Threshold	Frame Type	Remarks
29	3 <sup>0</sup> x 7 <sup>0</sup> x 1 <sup>3</sup> / <sub>4</sub> "	B	WOOD	10/3.0	11/3.0	-	1	
30	3 <sup>0</sup> x 7 <sup>0</sup> x 1 <sup>3</sup> / <sub>4</sub> "	B	WOOD	10/3.0	11/3.0	-	1	
31	UNUSED							
32	3 <sup>0</sup> x 7 <sup>0</sup> x 1 <sup>3</sup> / <sub>4</sub> "	B	WOOD	10/3.0	11/3.0	-	1	
33	3 <sup>0</sup> x 7 <sup>0</sup> x 1 <sup>3</sup> / <sub>4</sub> "	B	WOOD	10/3.0	11/3.0	-	1	
34	3 <sup>0</sup> x 7 <sup>0</sup> x 1 <sup>3</sup> / <sub>4</sub> "	B	WOOD	10/3.0	11/3.0	-	1	
35	3 <sup>0</sup> x 7 <sup>0</sup> x 1 <sup>3</sup> / <sub>4</sub> "	B	WOOD	10/3.0	11/3.0	-	1	
36	3 <sup>0</sup> x 7 <sup>0</sup> x 1 <sup>3</sup> / <sub>4</sub> "	B	WOOD	10/3.0	11/3.0	-	1	
37	3 <sup>0</sup> x 7 <sup>0</sup> x 1 <sup>3</sup> / <sub>4</sub> "	B	WOOD	10/3.0	11/3.0	-	1	
38	3 <sup>0</sup> x 7 <sup>0</sup> x 1 <sup>3</sup> / <sub>4</sub> "	B	WOOD	10/3.0	11/3.0	-	1	
39	3 <sup>0</sup> x 6 <sup>8</sup> x 1 <sup>3</sup> / <sub>4</sub> "	A	WOOD	10/3.0	11/3.0	5/3.0	-	20 MINUTE FIRE RATED DOOR & EXISTING FRAME ACCESS CONTROLLED HARDWARE
40	3 <sup>0</sup> x 6 <sup>8</sup> x 1 <sup>3</sup> / <sub>4</sub> "	A	WOOD	10/3.0	11/3.0	5/3.0	-	20 MINUTE FIRE RATED DOOR & EXISTING FRAME ACCESS CONTROLLED HARDWARE
41	3 <sup>0</sup> x 7 <sup>0</sup> x 1 <sup>3</sup> / <sub>4</sub> "	B	WOOD	10/3.0	11/3.0	6/3.0	1	20 MINUTE FIRE RATED DOOR & FRAME
42	3 <sup>0</sup> x 6 <sup>8</sup> x 1 <sup>3</sup> / <sub>4</sub> "	A	WOOD	12/3.0	13/3.0	6/3.0	1	20 MINUTE FIRE RATED DOOR & FRAME
43	3 <sup>0</sup> x 6 <sup>8</sup> x 1 <sup>3</sup> / <sub>4</sub> "	A	WOOD	12/3.0	13/3.0	6/3.0	1	20 MINUTE FIRE RATED DOOR & FRAME
44	3 <sup>0</sup> x 7 <sup>0</sup> x 1 <sup>3</sup> / <sub>4</sub> "	B	WOOD	6/3.0	9/3.0	6.5/3.0	1	20 MINUTE FIRE RATED DOOR & FRAME
45	3 <sup>0</sup> x 6 <sup>9</sup>	C	GLASS	-	-	8/3.0	1	*SEE WINDOW TYPE  **SEE SPECS.
46	3 <sup>0</sup> x 7 <sup>0</sup> x 1 <sup>3</sup> / <sub>4</sub> "	B	WOOD	10/3.0	11/3.0	-	1	20 MINUTE FIRE RATED DOOR & FRAME
47	3 <sup>0</sup> x 7 <sup>0</sup> x 1 <sup>3</sup> / <sub>4</sub> "	B	WOOD	10/3.0	11/3.0	-	1	20 MINUTE FIRE RATED DOOR & FRAME
48	NOT USED	-	-	-	-	-	-	
49	3 <sup>0</sup> x 6 <sup>8</sup> x 1 <sup>3</sup> / <sub>4</sub> "	D	WOOD	10/3.0	11/3.0	-	1	45 MINUTE FIRE RATED DOOR & FRAME ACCESS CONTROLLED HARDWARE
50	3 <sup>0</sup> x 7 <sup>0</sup> x 1 <sup>3</sup> / <sub>4</sub> "	B	WOOD	10/3.0	11/3.0	5/3.0	1	
51	3 <sup>0</sup> x 7 <sup>0</sup> x 1 <sup>3</sup> / <sub>4</sub> "	B	WOOD	10/3.0	11/3.0	-	1	
52	3 <sup>0</sup> x 7 <sup>0</sup> x 1 <sup>3</sup> / <sub>4</sub> "	B	WOOD	10/3.0	11/3.0	-	1	
53	3 <sup>0</sup> x 7 <sup>0</sup> x 1 <sup>3</sup> / <sub>4</sub> "	B	WOOD	10/3.0	11/3.0	-	1	
54	3 <sup>0</sup> x 7 <sup>0</sup> x 1 <sup>3</sup> / <sub>4</sub> "	B	WOOD	10/3.0	11/3.0	-	1	
55	3 <sup>0</sup> x 7 <sup>0</sup> x 1 <sup>3</sup> / <sub>4</sub> "	B	WOOD	10/3.0	11/3.0	-	1	
56	3 <sup>0</sup> x 7 <sup>0</sup> x 1 <sup>3</sup> / <sub>4</sub> "	B	WOOD	10/3.0	11/3.0	-	1	
57	3 <sup>0</sup> x 7 <sup>0</sup> x 1 <sup>3</sup> / <sub>4</sub> "	B	WOOD	10/3.0	11/3.0	-	1	
58	EXIST. DOOR TO REMAIN*	-	-	-	-	-	-	*NEW ACCESS CONTROL HARDWARE AT EXISTING DOOR AND FRAMES --- SEE SPECS.
59A	EXIST. DOOR TO REMAIN*	-	-	-	-	-	-	*NEW ACCESS CONTROL HARDWARE AT EXISTING DOOR AND FRAMES --- SEE SPECS.
59B	EXIST. DOOR TO REMAIN*	-	-	-	-	-	-	*NEW ACCESS CONTROL HARDWARE AT EXISTING DOOR AND FRAMES --- SEE SPECS.

14 September 2021

tenant improvement - DMH  
 robert e. lee building - (first, second, tenth, eleventh & twelfth floors)  
 (office of capitol facilities)  
 (dept. of finance and administration)  
 (jackson, mississippi)

CS #354-050 (PP003)

BURRIS/WAGNON ARCHITECTS, P.A.  
 500L EAST WOODROW WILSON AVENUE JACKSON MS 39216 PH 6019697543 FAX 6019699374


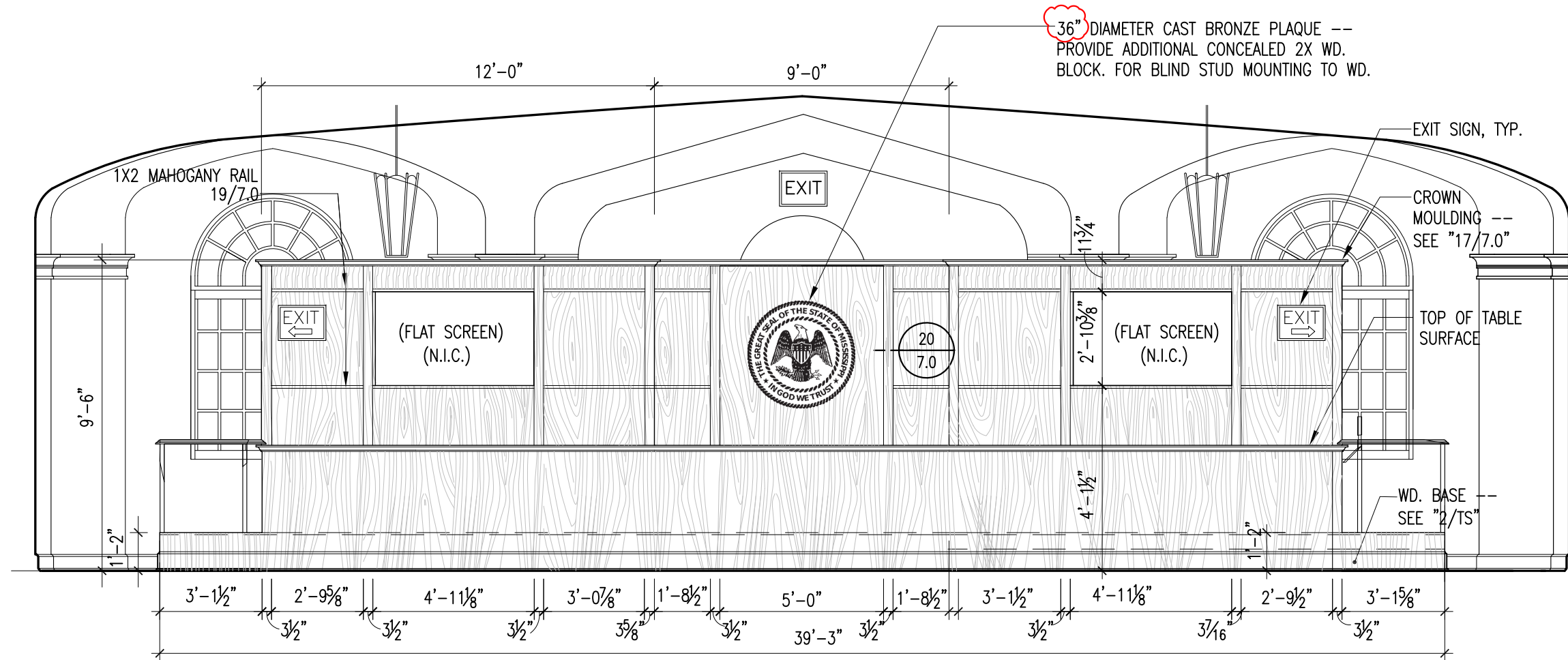


EXHIBIT "B"

SHEET 1 OF 1

(FROM DRAWINGS, SHEET "3.0")



Revised West Side Interior Elev. Front View of Dais Facade

4  
1/4"

14 September 2021  
 tenant improvement - DMH  
 robert e. lee building - (first, second, tenth, eleventh & twelfth floors)  
 (office of capitol facilities)  
 (dept. of finance and administration)  
 (jackson, mississippi)

GS #354-050 (PP003)  
 BURRIS/WAGNON ARCHITECTS, P.A.  
 500L EAST WOODROW WILSON AVENUE JACKSON MS 39216 PH 6019697543 FAX 6019699374



EXHIBIT "C"

SHEET 1 OF 1

(FROM DRAWINGS, SHEET "7.0")



Overall 10th Floor Plan (Sheet 2.1) 1/8"




Overall 11th Floor Plan (Sheet 2.2) 1/8"



# LIGHTING FIXTURE SCHEDULE

VOLTS	SYMBOL	WATTS	DESCRIPTION	MANUFACTURER	CAT. NO.	MOUNTING
277	A	39	RECESSED LED TROFFER, 2' X 4', 3500*K, 4000 LUMENS	LITHONIA	2GTL-4-40L-LP835	RECESSED
277	B	32	RECESSED LED TROFFER, 2' X 4', 3500*K, 3000 LUMENS	LITHONIA	2GTL-4-30L-LP835	RECESSED
277	C	34	RECESSED LED DOWNLIGHT, 6" DIAMETER, 3000 LUMENS, 3500*K	LITHONIA	LDN6-35/30-L06AR -LSS-MVOLT	RECESSED
277	D	32	RECESSED LED DOWNLIGHT, 4" DIAMETER, 3000 LUMENS, 3500*K	LITHONIA	LDN4-35/30-L04AR -LSS-MVOLT	RECESSED
277	E	3-15	CENTER POST LARGE SEMI-FLUSH FIXTURE, 16" DIAMETER, 1600 LUMENS PER LAMP, 3000*K, WARM BRASS FINISH	SAVOY HOUSE	6-134-3-322	CEILING
277	F	LED	EXIT SIGN, SINGLE FACE, LED, EDGE LIT, DIRECTION ARROWS PER PLANS, FINISH PER ARCHITECT	LITHONIA	EDGR-X-1-R	CEILING, ABOVE DOOR, OR WALL MOUNTED. VERIFY.
277	G	LED	EXIT SIGN, DOUBLE FACE, LED, EDGE LIT, DIRECTION ARROWS PER PLANS, FINIHS PER ARCHITECT	LITHONIA	EDGR-X-2-RMR	CEILING, ABOVE DOOR, OR WALL MOUNTED. VERIFY.
277	H	39	RECESSED LED TROFFER, 2' X 4', 3500*K, 4000 LUMENS, WITH EMERGENCY BATTERY PACK	LITHONIA	2GTL-4-40L-LP835	RECESSED
277	I	34	RECESSED LED DOWNLIGHT, 6" DIAMETER, 3000 LUMENS, 3500*K, WITH EMERGENCY BATTERY PACK	LITHONIA	LDN6-35/30-L06AR -LSS-MVOLT	RECESSED
277	J	18	WALL SCONCE, LED, 1300 LUMENS, 3000*K, 80 CRI, RUBBERIZED WHITE	TECH LIGHTING	700WSKENW- LED830	SEE ARCHITECTURAL ELEVATION
277	K	38	RECESSED LED DOWNLIGHT, 8" DIAMETER, 3000 LUMENS, 3500*k, WITH EMERGENCY BATTERY PACK	LITHONIA	LDN8-35/30-L08AR -LSS-MVOLT	RECESSED



21 January 2022  
**tenant improvement - DMH (tenth and eleventh floors)**  
**Robert E. Lee Building**  
**(office of capital facilities)**  
**(dept. of finance and administration)**  
**(Jackson, Mississippi)**  
 BURRIS/WAGNON ARCHITECTS, P.A.  
 1001 EAST WOODROSE WILSON AVENUE JACKSON MS 39216 PH 601.989.7543 FAX 601.989.9274

**AE100**