

# BURRIS/WAGNON ARCHITECTS, P.A.


500 L EAST WOODROW WILSON AVENUE JACKSON MS 39216 PH 6019697543 FAX 6019699374

8 September 2022

## ADDENDUM NO. 5

Re: **GS# 506-039**  
**Region 4 Administrative Facility**  
Mississippi Forestry Commission  
Hattiesburg, MS

**Bid Date: 13 September, 2022 @ 2:00 P.M.**



### NOTICE TO ALL DOCUMENT HOLDERS:

The following additions, changes, and clarifications to the Specifications for the subject project are to be included as part of the Contract Documents, and thus amend the Scope of Work:

### DRAWINGS

**Item No. 1:** Refer to **Sheet 4.0, Door Schedule**, and replace with the attached Exhibit "A".

No other items in this addendum.
















Sincerely,

Bill Burris, AIA  
*BURRIS/WAGNON ARCHITECTS, P.A.*

End of Addendum No. 5

# EXHIBIT "A"

## Door Schedule

Mark	Size	Door Type	Rating (Door & Frame)	Material	Head	Jamb	Threshold	Frame Type	Frame Depth	Remarks
01	(PR) 3 <sup>0</sup> x 7 <sup>0</sup> x 1¾	A		ALUM.	*	*	30/4.0	2	4½"	*SEE WINDOW TYPE 
02	3 <sup>0</sup> x 7 <sup>0</sup> x 1¾	D		SCWD.	*	*	3/4.0	1	*	*SEE WINDOW TYPE 
03	3 <sup>0</sup> x 7 <sup>0</sup> x 1¾	D		SCWD.	*	*	3/4.0	1	*	*SEE WINDOW TYPE 
04	3 <sup>0</sup> x 7 <sup>0</sup> x 1¾	D		SCWD.	*	*	3/4.0	1	*	*SEE WINDOW TYPE 
05	3 <sup>0</sup> x 7 <sup>0</sup> x 1¾	D		SCWD.	*	*	3/4.0	1	*	*SEE WINDOW TYPE 
06	3 <sup>0</sup> x 7 <sup>0</sup> x 1¾	D		SCWD.	*	*	3/4.0	1	*	*SEE WINDOW TYPE 
07	3 <sup>0</sup> x 7 <sup>0</sup> x 1¾	D		SCWD.	19/4.0, SIM.	20/4.0, SIM.	—	1	8¼"	
08	3 <sup>0</sup> x 7 <sup>0</sup> x 1¾	A		ALUM.	27/4.0	28/4.0	30/4.0	2	4½"	*SEE WINDOW TYPE 
09	3 <sup>0</sup> x 7 <sup>0</sup> x 1¾	D		SCWD.	*	*	3/4.0	1	*	*SEE WINDOW TYPE 
10	3 <sup>0</sup> x 7 <sup>0</sup> x 1¾	C		SCWD.	19/4.0	20/4.0	—	1	5⅞"	
11	3 <sup>0</sup> x 7 <sup>0</sup> x 1¾	C		SCWD.	21/4.0	22/4.0	4/4.0	1	8¼"	
12	3 <sup>0</sup> x 7 <sup>0</sup> x 1¾	C		SCWD.	21/4.0	22/4.0	4/4.0	1	8¼"	
13	3 <sup>0</sup> x 7 <sup>0</sup> x 1¾	C		SCWD.	21/4.0	22/4.0	—	1	7"	
14	3 <sup>0</sup> x 7 <sup>0</sup> x 1¾	D		SCWD.	*	9/9.1	3/4.0	1	8¼"	*SEE WINDOW TYPE 
15	3 <sup>0</sup> x 7 <sup>0</sup> x 1¾	D		SCWD.	*	*	3/4.0	1	*	*SEE WINDOW TYPE 
16	3 <sup>0</sup> x 7 <sup>0</sup> x 1¾	D		SCWD.	*	*	3/4.0	1	*	*SEE WINDOW TYPE 
17	3 <sup>0</sup> x 7 <sup>0</sup> x 1¾	D		SCWD.	*	*	3/4.0	1	*	*SEE WINDOW TYPE 
18	3 <sup>0</sup> x 7 <sup>0</sup> x 1¾	D		SCWD.	*	*	3/4.0	1	*	*SEE WINDOW TYPE 
19	3 <sup>0</sup> x 7 <sup>0</sup> x 1¾	D		SCWD.	*	*	3/4.0	1	*	*SEE WINDOW TYPE 
20	3 <sup>0</sup> x 7 <sup>0</sup> x 1¾	D		SCWD.	*	*	3/4.0	1	5⅞"	*SEE WINDOW TYPE 
21	3 <sup>0</sup> x 7 <sup>0</sup> x 1¾	C		SCWD.	19/4.0	20/4.0	3/4.0	1	5⅞"	
22	3 <sup>0</sup> x 7 <sup>0</sup> x 1¾	C		SCWD.	19/4.0	20/4.0	3/4.0	1	5⅞"	
23	(PR) 3 <sup>0</sup> x 7 <sup>2</sup> x 1¾	B		HOL. MTL.	23/4.0	24,25/4.0	33/4.0	1	15"	