

1 April 2025

ADDENDA NUMBER THREE (3)

Project: SCSD Raleigh High School and Career Center Hardware Renovation
SCSD Raleigh High School Fire Alarm Replacement
Smith County School District, Raleigh, MS
PN: 24075/25009

FROM: Dean Architecture, P.A.
661 Sunnybrook Road, Suite 140
Ridgeland, MS 39157
(601) 939-7717

The following additions, changes, clarifications and/or substitutions to the Project Drawings and Project Manual as indicated, are hereby made a part of the Contract Documents. Acknowledge receipt of this Addendum by inserting its number and date in the Proposal Form where indicated.

GENERAL:

Item #1: Included with this addendum is the list of attendees to the pre-bid conference held on March 23, 2025, at the Raleigh High School conference room.

CLARIFICATIONS:

Item #1: Addendum #1 - Change the date of issuance to read March 7, 2025.

Item #2: Addenda #2 – Under the Architectural Specifications Items – Omit Item #2 addressing the allowance for the HVAC renovation of the existing I.T. Closets in its entirety.

ARCHITECTURAL SPECIFICATIONS:

Item #1: Section 012100 – Allowances, page 1 – Paragraph 1.05 – Allowances Schedule - Omit paragraph 1.05.c from the list of scheduled allowances.

ELECTRICAL SPECIFICATIONS:

Item #1: Spec 283100-2.2 shall read;
“Provide a NiCad battery sized to operate the control panel without normal power for 24 hours, and then to alarm the panel continuously for at least fifteen minutes. Submit battery sizing calculations with the manufacturer’s cut sheets and shop drawings.”


See attached legend sheet for update symbology.

ELECTRICAL DRAWINGS:

Item #1: Sheet E100 – replace in its entirety.

END OF ADDENDA NUMBER THREE (3)

Dean Architecture, P.A.



J. Alan Grant, AIA, NCARB
Principal



PLEASE ATTACH THIS ADDENDA TO THE INSIDE FRONT COVER OF EACH SET OF SPECIFICATIONS.

MICHAEL PINTEN	DIGAN ARCH	601- 320 ⁹³⁹ -7717	MPINTEN@DIGNARCH.COM
Tommy James	Everon	601 606 1407	tommyjam77@everonsolutions.com
Cecil Mason	Flagstar	601 697 3308	cecil@flagstarconstruct.com
Bill Westford	Dean Archt.	601-939-7717	BWESTF@DIGNARCH.COM
Chris Green	TPS	601-540-0808	cgreen@thepowersource.us
Dale Parker	Firetrol	601- 602 ⁵²¹⁻¹¹¹¹	dparker@firetrol.net
Matt Stacy	Capitol Hw	(601) 720-4368	MAH@capitolhw.com
Peyton Sullivan	CLR Construction Group	(601) 942-9390	psullivan@clrconstructiongroup.net
JERRY Houston	J & H	601-989-5505	JERRY@JH1981.COM
Joey Sullivan	Sullivan Enterprises, Inc	601-849-2441	office@sullivanent.com
Robert Miles	SCSD	601-782-4296	robert.miles@robert.miles@sm.ishcountysheds.net

0 1 2 3 4 8 16
 1/8" = 1'-0" GRAPHIC SCALE

0 1 2 3 4
 1/4" = 1'-0" GRAPHIC SCALE

0 1 2 3 4
 1/2" = 1'-0" GRAPHIC SCALE

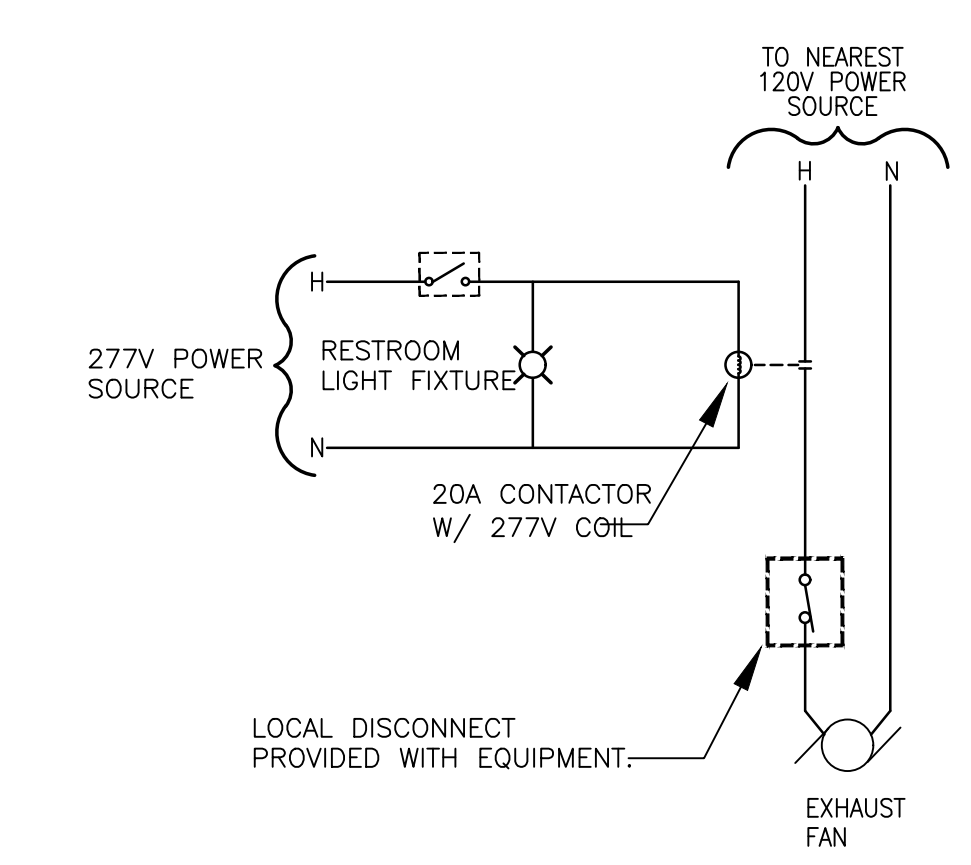
0 1 2 3
 3/4" = 1'-0" GRAPHIC SCALE

0 1 2 3
 1" = 1'-0" GRAPHIC SCALE

0 1 2 3
 1 1/2" = 1'-0" GRAPHIC SCALE

0 2' 4'
 3" = 1'-0" GRAPHIC SCALE

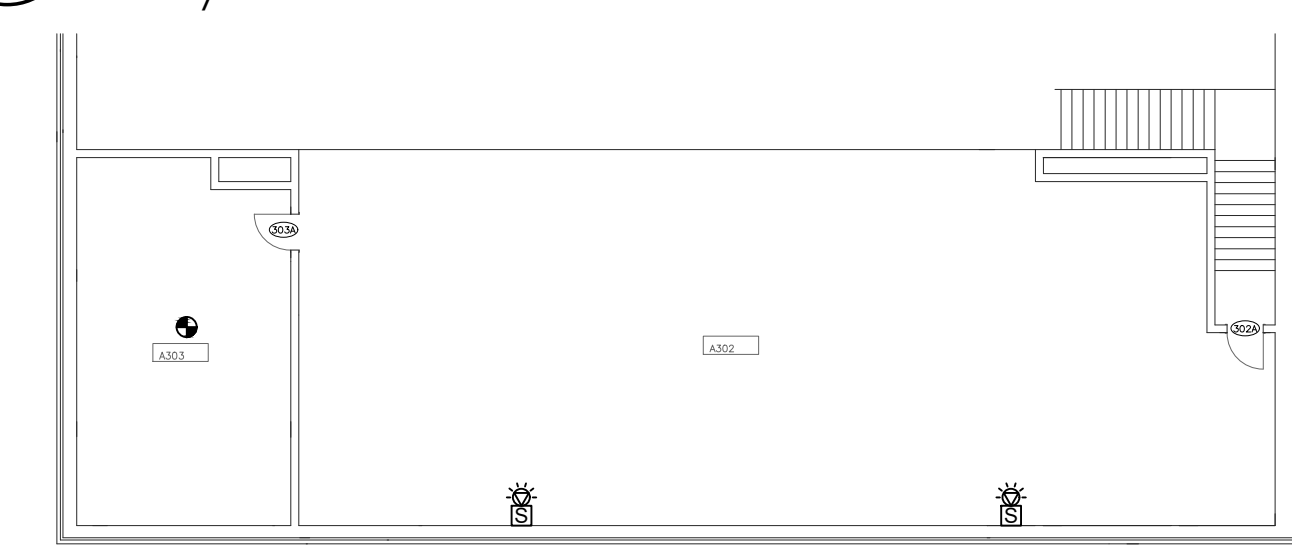
ELECTRICAL LEGEND	
GENERAL NOTES	
1.	ALL EQUIPMENT AND DEVICES ARE TO BE FLUSH MOUNTED UNLESS OTHERWISE NOTED.
2.	DEVICES NOTED AS "GFI" SHALL BE GROUND FAULT CIRCUIT INTERRUPTING DEVICES.
3.	DEVICES NOTED AS "WP" SHALL BE WEATHERPROOF WHILE-IN-USE.
4.	DEVICES NOTED AS "DL" SHALL BE RATED FOR DAMP LOCATION.
5.	DEVICES NOTED AS "NL" SHALL BE NIGHT LIGHTS. PROVIDE UNSWITCHED POWER TO FIXTURE.
6.	DEVICES NOTED AS "WG" SHALL BE PROVIDED AND INSTALLED WITH A WIRE GUARD.
7.	DEVICES NOTED AS "TR" SHALL BE TAMPER RESISTANT.
8.	PROVIDE UNSWITCHED POWER TO EMERGENCY BATTERY PACKS.
9.	"W/E" INDICATES DEVICE/DISCONNECT PROVIDED WITH THE EQUIPMENT BY OTHERS.
FIRE ALARM SYSTEM	
☐	MANUAL PULL STATION. MOUNT 48"A.F.F. TO CENTERLINE OF BOX.
☀	STROBE. MOUNT 80"A.F.F. TO BOTTOM OF BOX.
☀	COMBINATION HORN AND STROBE. MOUNT 80"A.F.F. TO BOTTOM OF BOX.
☀	SMOKE DETECTOR.
☀	THERMAL DETECTOR.
☀	DUCT SMOKE DETECTOR IN RETURN DUCT.
☀	DUCT SMOKE DETECTOR IN SUPPLY DUCT.
☀	COMBINATION SMOKE/CARBON MONOXIDE DETECTOR.
☐	FIRE ALARM CONTROL PANEL. CIRCUIT BREAKER SHALL BE COLORED RED.
☐	FIRE ALARM ANNUNCIATOR PANEL.
☐	VOICE EVAC PANEL.
☀	FIRE ALARM SPEAKER AND STROBE MOUNTED ON THE CEILING TO A FLUSH MOUNTED BOX.
☀	FIRE ALARM STROBE MOUNTED ON THE CEILING TO A FLUSH MOUNTED BOX.



4 TYPICAL EXHAUST FAN DETAIL
 E100 Scale: NONE




3 AUXILIARY PLAN - MEZZANINE
 E100 Scale: 1/16" = 1'-0"



2 AUXILIARY PLAN - WEIGHT ROOM
 E100 Scale: 1/16" = 1'-0"



1 AUXILIARY PLAN
 E100 Scale: 1/16" = 1'-0"



DEAN
 ARCHITECTURE
 GEDDIE | GRANT | OUBRE

461 Sunnybrook, Ste 140
 Ridgeland, MS 39157
 601.939.7717
 deandean.com

Project No. : 24075/25009
 Date : 02-24-2025
 Drawn : CTB
 Checked : CLG
 Revisions: Δ ADDENDUM #3 03-28-2025

SMITH COUNTY SCHOOL DISTRICT
 RALEIGH HIGH SCHOOL AND CAREER CENTER
 HARDWARE RENOVATIONS (PN: 24075)
 RALEIGH HIGH SCHOOL
 FIRE ALARM REPLACEMENT (PN:25009)
 RALEIGH, MISSISSIPPI

Sheet Number:
E100